

Cultural Investment Framework Consultation 2024: Summary report

This report was created on Monday 22 July 2024 at 08:46 and includes **409** responses.

The activity ran from 17/06/2024 to 21/07/2024.

Contents

Question 1: What is your name?	2
Name	2
Question 2: What is your email address?	2
Email	2
Question 3: What is your postcode?	2
Postcode	2
Question 4: How much do you agree or disagree with the following draft aims?	3
Aims Agreement	3
Please tell us why you agree or disagree?	3
Question 5: How much do you agree or disagree with the following draft priorities?	3
Priorities Agree	3
Please tell us why you agree or disagree?	3
Question 6: How much do you agree with the following draft principles?	4
Principles Agree	4
Please tell us why you agree or disagree?	4
Question 7: Do you have any additional comments to add regarding the purpose, aims and principles?	4
Additional Comments	4
Question 8: In the last 12 months which of the following events have you attended in person in Aberdeen?	5
12 month event attendance	5
Other - Please Specify	6
Question 9: How often in the last 12 months have you attended?	6
Attendance Frequency	6
Question 10: Thinking about the last event you attended what were the main benefits or impacts for you?	7
Attendance Impacts	7
Other - Please Specify	8
Question 11: In the last 12 months, which of these things have you done in Aberdeen either at home or away from home?	9
Home Activities	9
Other - Please Specify	9
Question 12: How often in the last 12 months have you participated in cultural activities?	10
Activity Participation	10
Question 13: What are the reasons you haven't personally attended cultural activities or participated in arts or culture in the last 12 months?	11
Null Attendance Reasons	11
Other - Please Specify	12
Question 14: What are your reasons for not being interested in cultural or arts activities?	13
Disinterest Reasons	13
Other - Please Specify	14
Question 15: Have you ever, or do you currently, volunteer for an arts, cultural or community organisation?	14
Volunteer	14
If yes, what did you do as a volunteer with that organisation?	14
Question 16: Thinking about when you have volunteered with an arts, cultural or community organisation, what were the main benefits or impacts for you?	15
Volunteer Impacts	15
Question 17: Do you have children under-16 years old?	16
Children	16
Question 18: Do you have any further comments to add regarding engagement or participation in Culture?	16
Additional Comments	16
Question 19: Have your children attended or participated in any of the following in the last 12 months in Aberdeen?	17
Children Events	17
Other - Please Specify	18
Question 20: How often in the last 12 months have your children attended?	18

Children Attendance Frequency	18
Question 21: Thinking about the last event your children attended, what were the main benefits or impacts?	19
Children Impacts	19
Other - Please Specify	20
Question 22: In the last 12 months, which of these things have your children done in Aberdeen either at home or away from home?	21
Children Activity	21
Other - Please Specify	21
Question 23: How often in the last 12 months have your children participated in these activities?	22
Children activity frequency	22
Question 24: Would you like to submit information regarding your background for this consultation?	22
Demographic confirmation	22
Question 25: What is your date of birth?	22
Date of Birth	22
Question 26: What is your highest level of education?	23
Education	23
Question 27: What is your sexual orientation?	23
Sexuality	23
Question 28: What is your gender?	24
Gender Identity	24
Question 29: What is your marital status?	24
Marital Status	24
Question 30: Do you have any of the following which have lasted, or are expected to last, at least 12 months?	25
Disability and accessibility	25
Other - Please Specify	26
Question 31: What is your employment status?	26
Employment Type	26
Question 32: What is your ethnic group?	27
Ethnicity	27
Question 33: What religion, denomination or body do you belong to?	29
Religion	29

Question 1: What is your name?

Name

There were **400** responses to this part of the question.

Question 2: What is your email address?

Email

There were **395** responses to this part of the question.

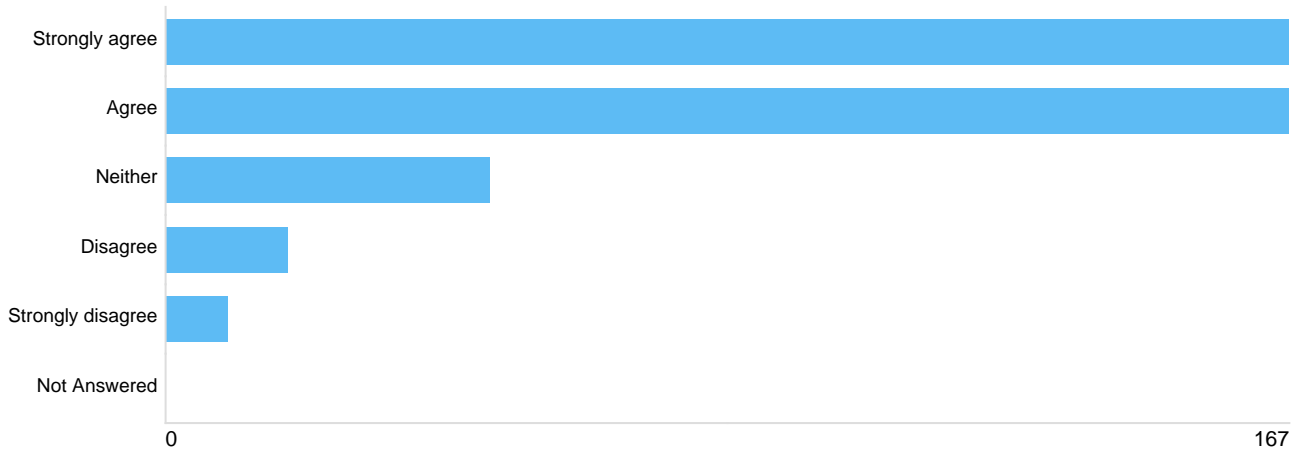
Question 3: What is your postcode?

Postcode

There were **400** responses to this part of the question.

Question 4: How much do you agree or disagree with the following draft aims?

Aims Agreement



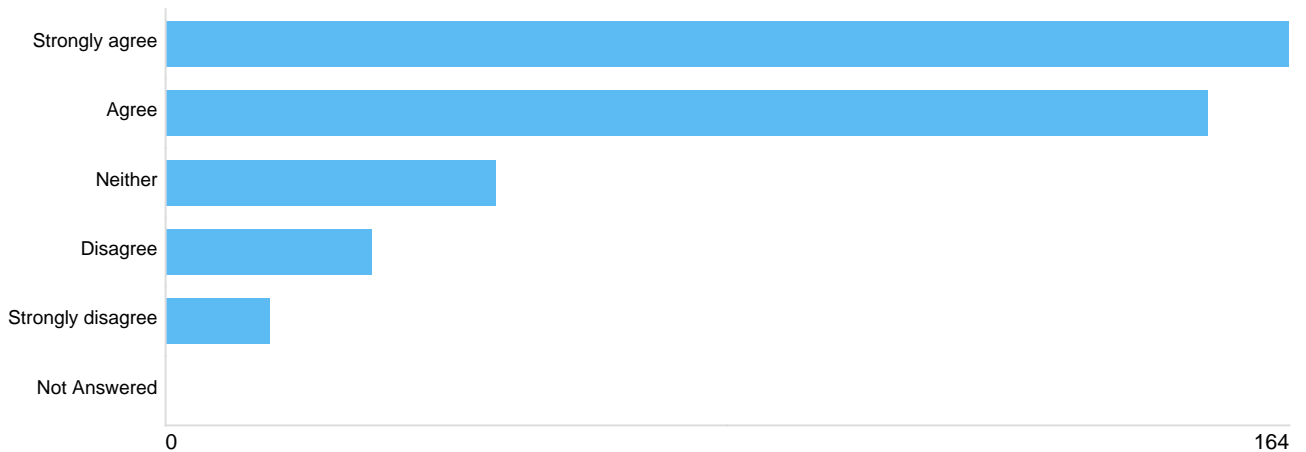
Option	Total	Percent
Strongly agree	167	40.83%
Agree	167	40.83%
Neither	48	11.74%
Disagree	18	4.40%
Strongly disagree	9	2.20%
Not Answered	0	0.00%

Please tell us why you agree or disagree?

There were **201** responses to this part of the question.

Question 5: How much do you agree or disagree with the following draft priorities?

Priorities Agree



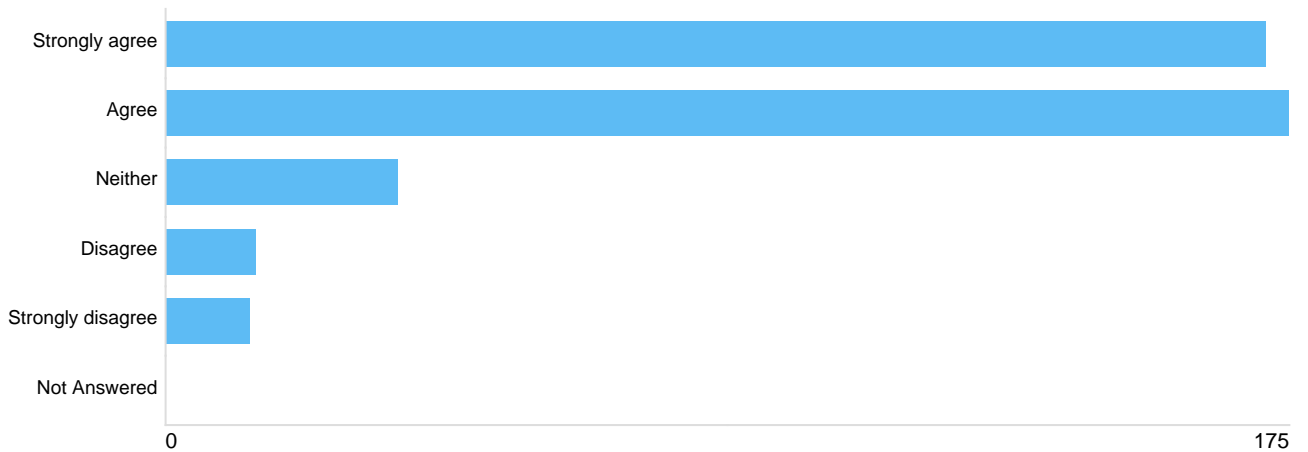
Option	Total	Percent
Strongly agree	164	40.10%
Agree	152	37.16%
Neither	48	11.74%
Disagree	30	7.33%
Strongly disagree	15	3.67%
Not Answered	0	0.00%

Please tell us why you agree or disagree?

There were **193** responses to this part of the question.

Question 6: How much do you agree with the following draft principles?

Principles Agree



Option	Total	Percent
Strongly agree	171	41.81%
Agree	175	42.79%
Neither	36	8.80%
Disagree	14	3.42%
Strongly disagree	13	3.18%
Not Answered	0	0.00%

Please tell us why you agree or disagree?

There were **163** responses to this part of the question.

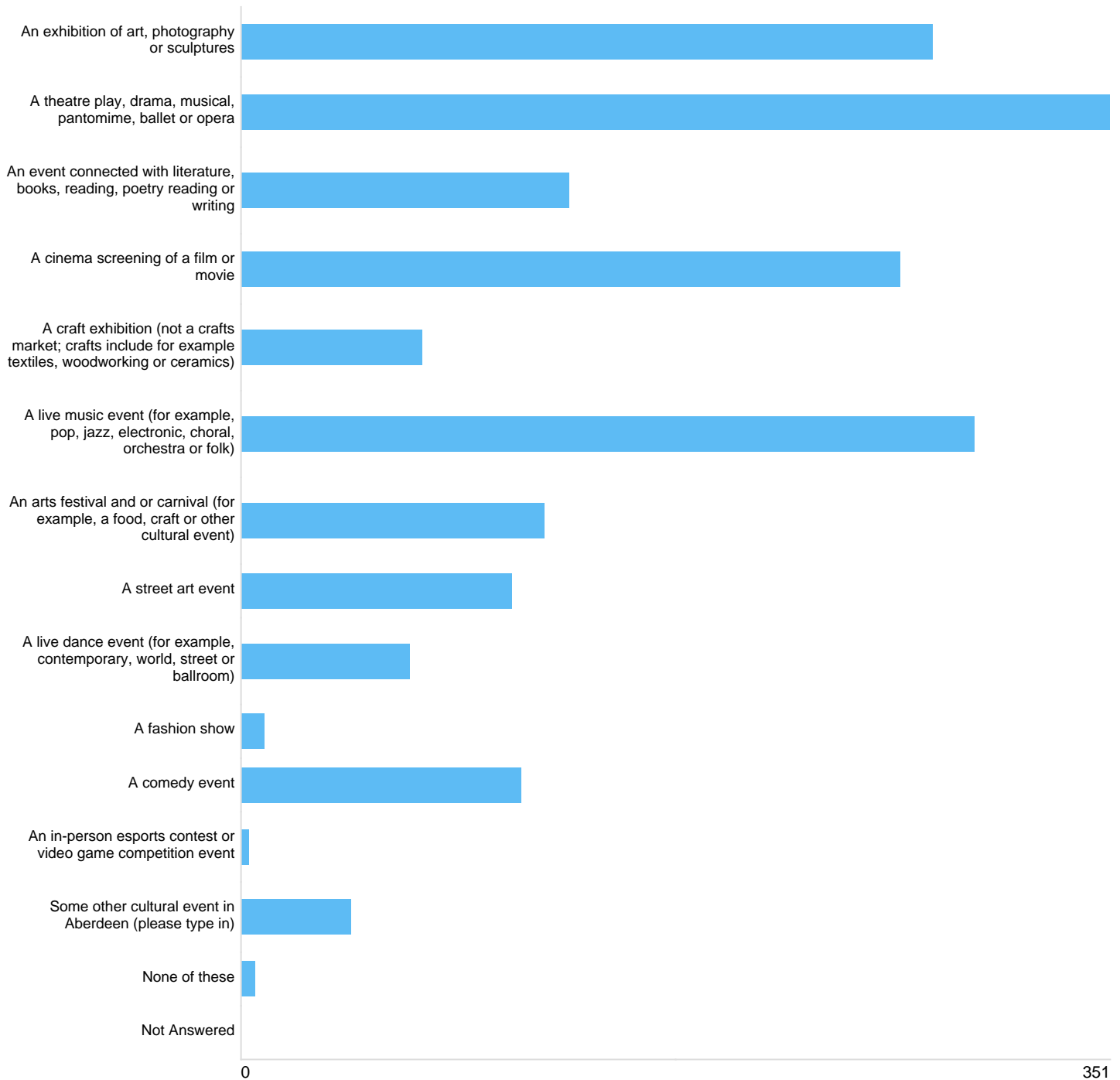
Question 7: Do you have any additional comments to add regarding the purpose, aims and principles?

Additional Comments

There were **139** responses to this part of the question.

Question 8: In the last 12 months which of the following events have you attended in person in Aberdeen?

12 month event attendance



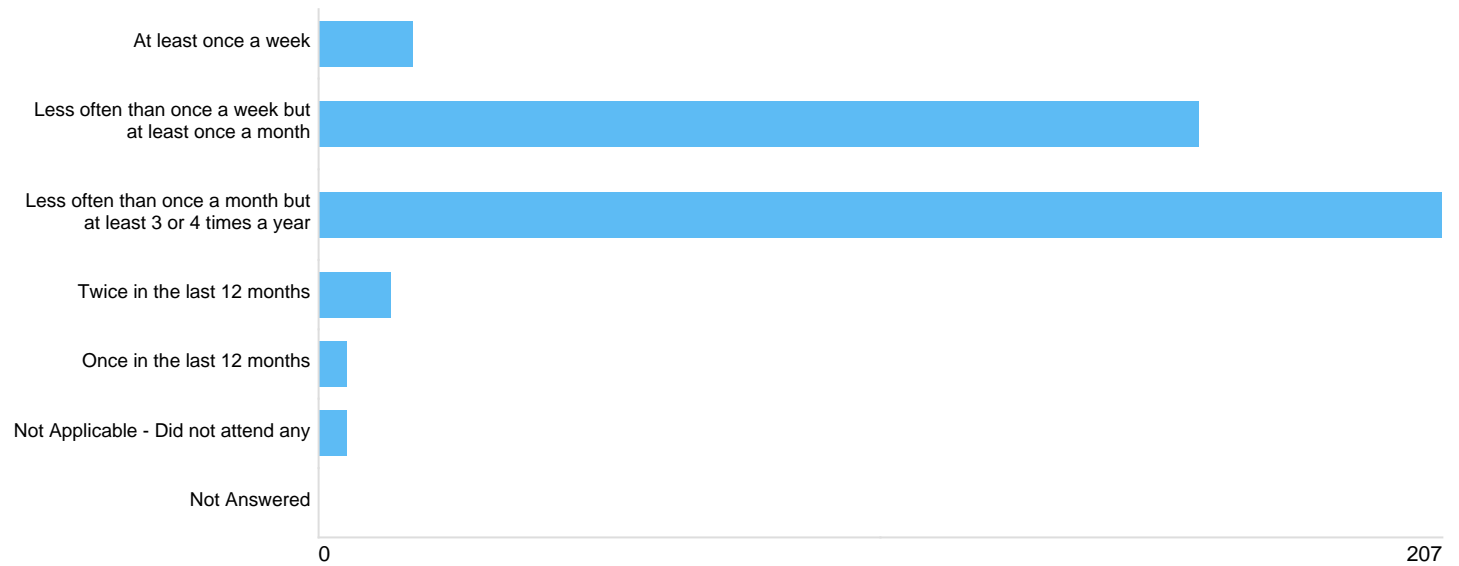
Option	Total	Percent
An exhibition of art, photography or sculptures	279	68.22%
A theatre play, drama, musical, pantomime, ballet or opera	351	85.82%
An event connected with literature, books, reading, poetry reading or writing	132	32.27%
A cinema screening of a film or movie	266	65.04%
A craft exhibition (not a crafts market; crafts include for example textiles, woodworking or ceramics)	73	17.85%
A live music event (for example, pop, jazz, electronic, choral, orchestra or folk)	296	72.37%
An arts festival and or carnival (for example, a food, craft or other cultural event)	122	29.83%
A street art event	109	26.65%
A live dance event (for example, contemporary, world, street or ballroom)	68	16.63%
A fashion show	9	2.20%
A comedy event	113	27.63%
An in-person esports contest or video game competition event	3	0.73%
Some other cultural event in Aberdeen (please type in)	44	10.76%
None of these	5	1.22%
Not Answered	0	0.00%

Other - Please Specify

There were **47** responses to this part of the question.

Question 9: How often in the last 12 months have you attended?

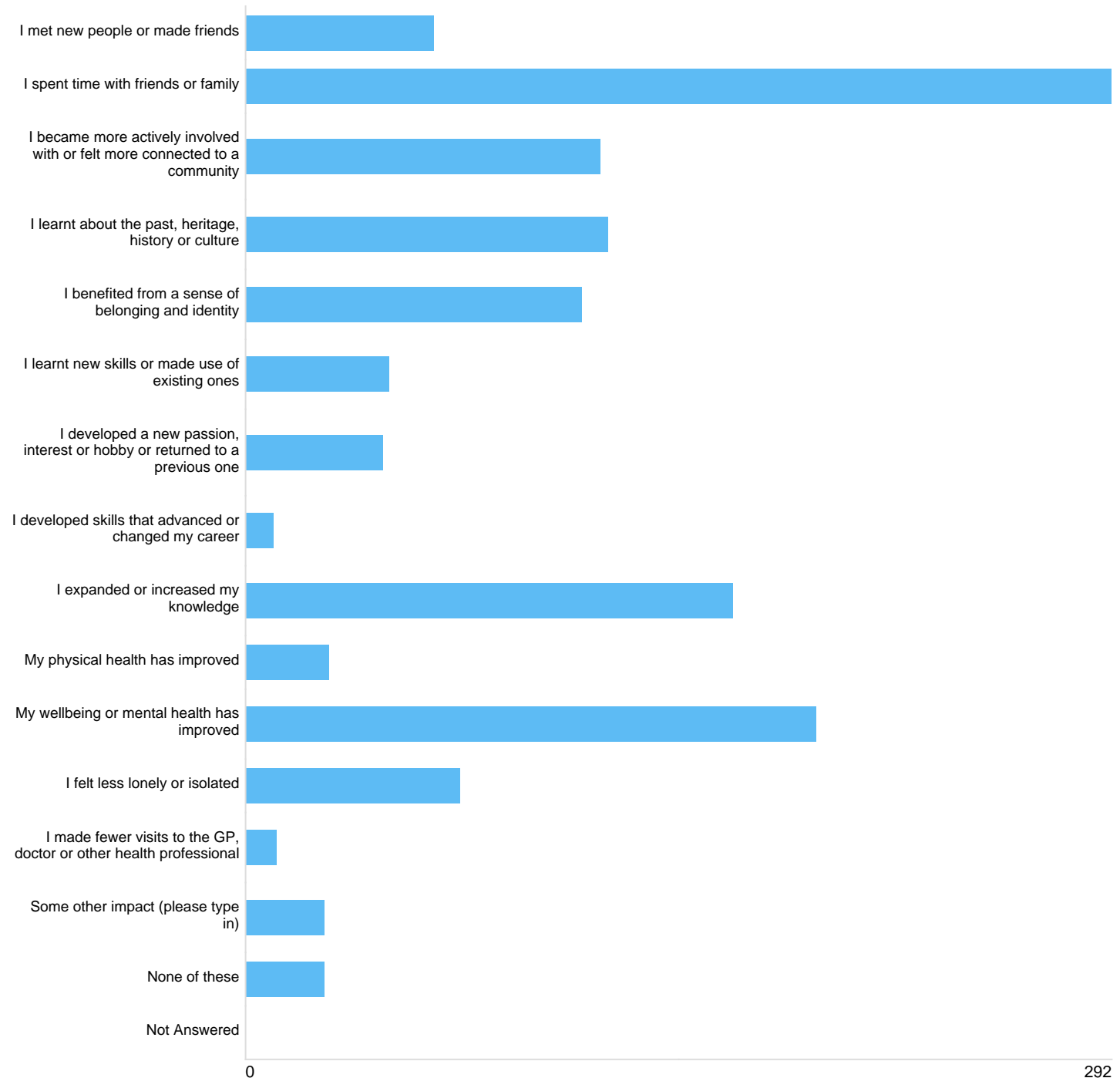
Attendance Frequency



Option	Total	Percent
At least once a week	17	4.16%
Less often than once a week but at least once a month	162	39.61%
Less often than once a month but at least 3 or 4 times a year	207	50.61%
Twice in the last 12 months	13	3.18%
Once in the last 12 months	5	1.22%
Not Applicable - Did not attend any	5	1.22%
Not Answered	0	0.00%

Question 10: Thinking about the last event you attended what were the main benefits or impacts for you?

Attendance Impacts



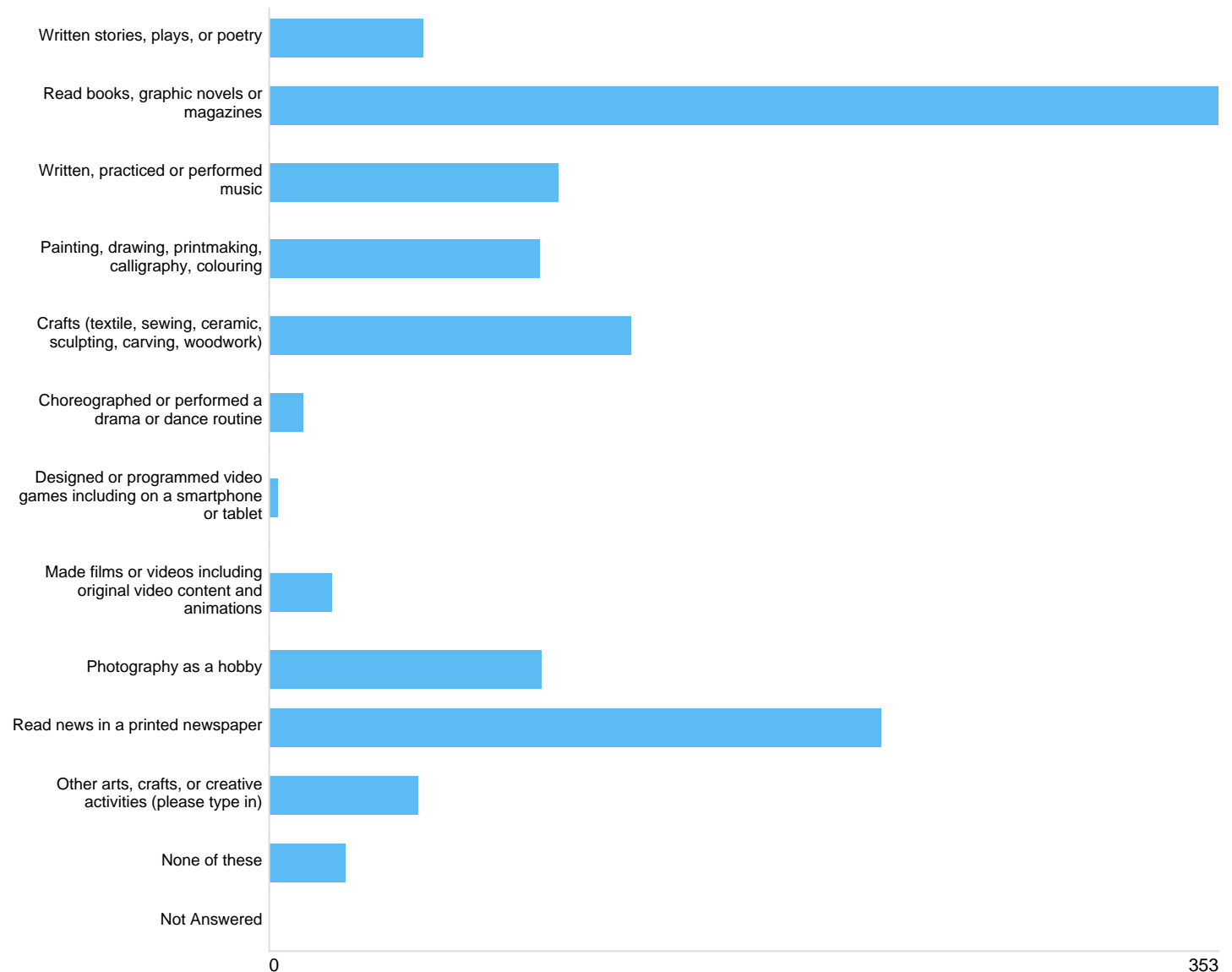
Option	Total	Percent
I met new people or made friends	63	15.40%
I spent time with friends or family	292	71.39%
I became more actively involved with or felt more connected to a community	119	29.10%
I learnt about the past, heritage, history or culture	122	29.83%
I benefited from a sense of belonging and identity	113	27.63%
I learnt new skills or made use of existing ones	48	11.74%
I developed a new passion, interest or hobby or returned to a previous one	46	11.25%
I developed skills that advanced or changed my career	9	2.20%
I expanded or increased my knowledge	164	40.10%
My physical health has improved	28	6.85%
My wellbeing or mental health has improved	192	46.94%
I felt less lonely or isolated	72	17.60%
I made fewer visits to the GP, doctor or other health professional	10	2.44%
Some other impact (please type in)	26	6.36%
None of these	26	6.36%
Not Answered	0	0.00%

Other - Please Specify

There were **53** responses to this part of the question.

Question 11: In the last 12 months, which of these things have you done in Aberdeen either at home or away from home?

Home Activities



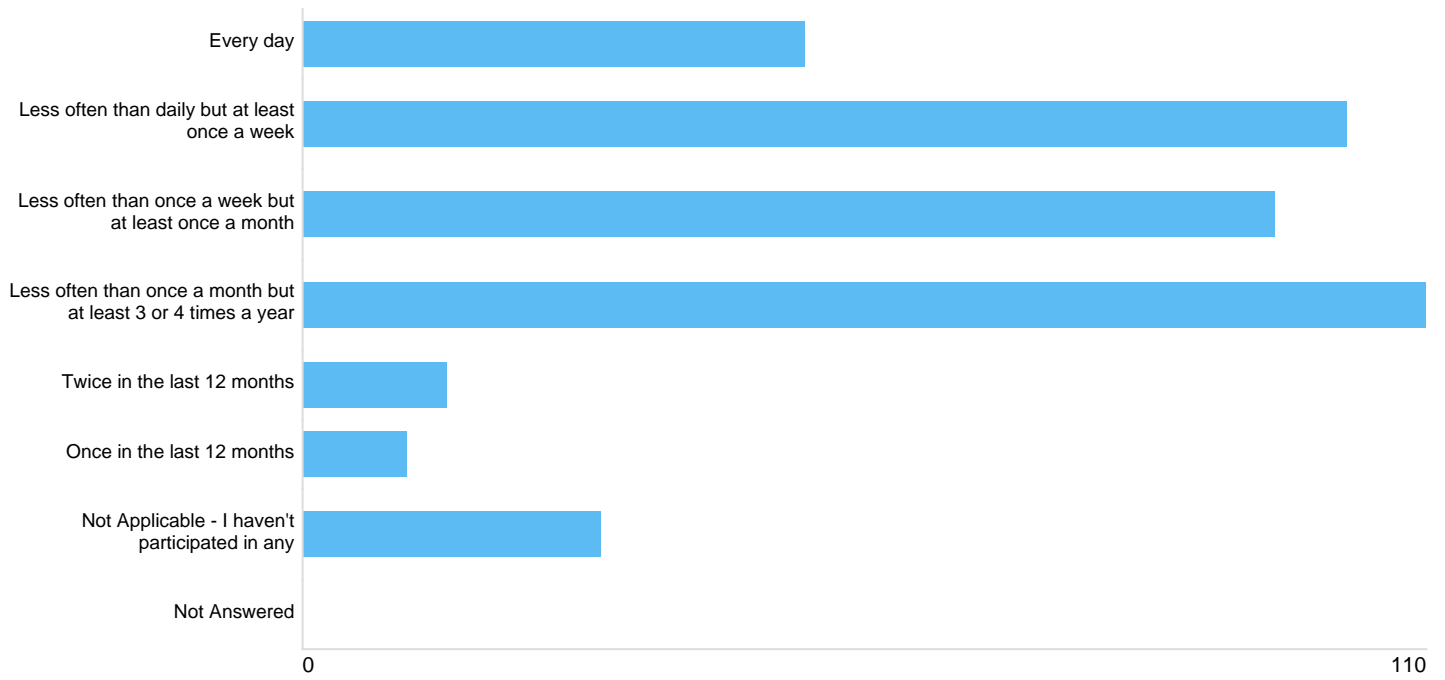
Option	Total	Percent
Written stories, plays, or poetry	57	13.94%
Read books, graphic novels or magazines	353	86.31%
Written, practiced or performed music	107	26.16%
Painting, drawing, printmaking, calligraphy, colouring	100	24.45%
Crafts (textile, sewing, ceramic, sculpting, carving, woodwork)	134	32.76%
Choreographed or performed a drama or dance routine	12	2.93%
Designed or programmed video games including on a smartphone or tablet	3	0.73%
Made films or videos including original video content and animations	23	5.62%
Photography as a hobby	101	24.69%
Read news in a printed newspaper	227	55.50%
Other arts, crafts, or creative activities (please type in)	55	13.45%
None of these	28	6.85%
Not Answered	0	0.00%

Other - Please Specify

There were **61** responses to this part of the question.

Question 12: How often in the last 12 months have you participated in cultural activities?

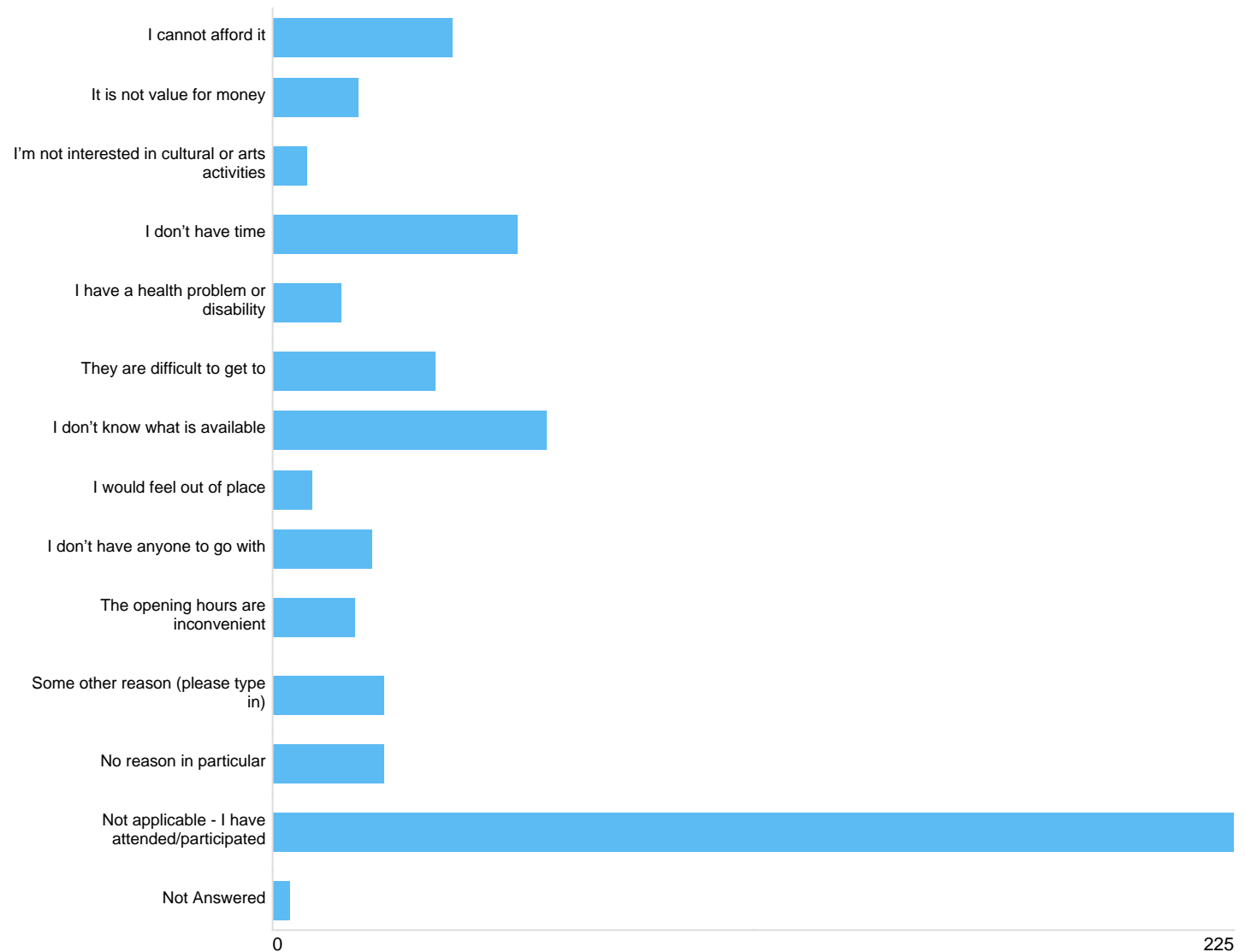
Activity Participation



Option	Total	Percent
Every day	49	11.98%
Less often than daily but at least once a week	102	24.94%
Less often than once a week but at least once a month	95	23.23%
Less often than once a month but at least 3 or 4 times a year	110	26.89%
Twice in the last 12 months	14	3.42%
Once in the last 12 months	10	2.44%
Not Applicable - I haven't participated in any	29	7.09%
Not Answered	0	0.00%

Question 13: What are the reasons you haven't personally attended cultural activities or participated in arts or culture in the last 12 months?

Null Attendance Reasons



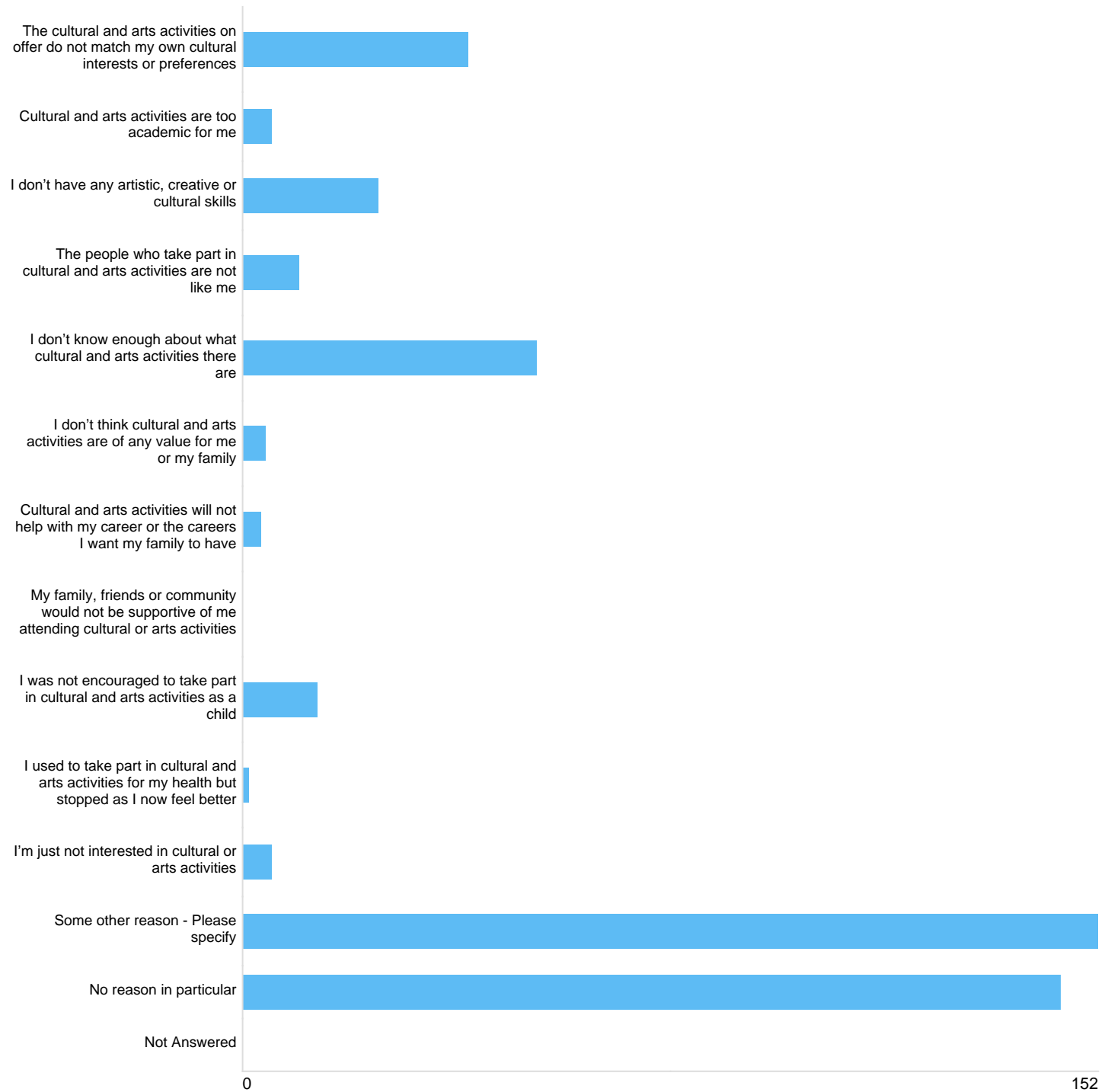
Option	Total	Percent
I cannot afford it	42	10.27%
It is not value for money	20	4.89%
I'm not interested in cultural or arts activities	8	1.96%
I don't have time	57	13.94%
I have a health problem or disability	16	3.91%
They are difficult to get to	38	9.29%
I don't know what is available	64	15.65%
I would feel out of place	9	2.20%
I don't have anyone to go with	23	5.62%
The opening hours are inconvenient	19	4.65%
Some other reason (please type in)	26	6.36%
No reason in particular	26	6.36%
Not applicable - I have attended/participated	225	55.01%
Not Answered	4	0.98%

Other - Please Specify

There were **58** responses to this part of the question.

Question 14: What are your reasons for not being interested in cultural or arts activities?

Disinterest Reasons



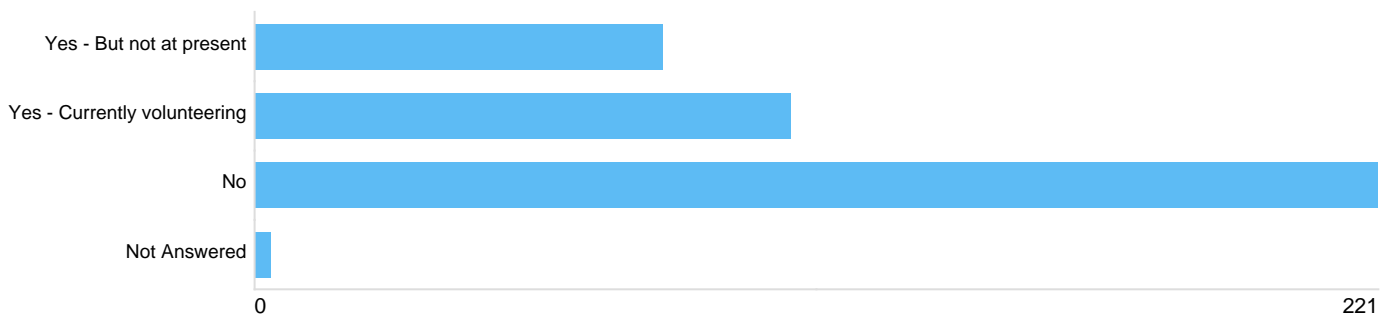
Option	Total	Percent
The cultural and arts activities on offer do not match my own cultural interests or preferences	40	9.78%
Cultural and arts activities are too academic for me	5	1.22%
I don't have any artistic, creative or cultural skills	24	5.87%
The people who take part in cultural and arts activities are not like me	10	2.44%
I don't know enough about what cultural and arts activities there are	52	12.71%
I don't think cultural and arts activities are of any value for me or my family	4	0.98%
Cultural and arts activities will not help with my career or the careers I want my family to have	3	0.73%
My family, friends or community would not be supportive of me attending cultural or arts activities	0	0.00%
I was not encouraged to take part in cultural and arts activities as a child	13	3.18%
I used to take part in cultural and arts activities for my health but stopped as I now feel better	1	0.24%
I'm just not interested in cultural or arts activities	5	1.22%
Some other reason - Please specify	152	37.16%
No reason in particular	145	35.45%
Not Answered	0	0.00%

Other - Please Specify

There were **199** responses to this part of the question.

Question 15: Have you ever, or do you currently, volunteer for an arts, cultural or community organisation?

Volunteer



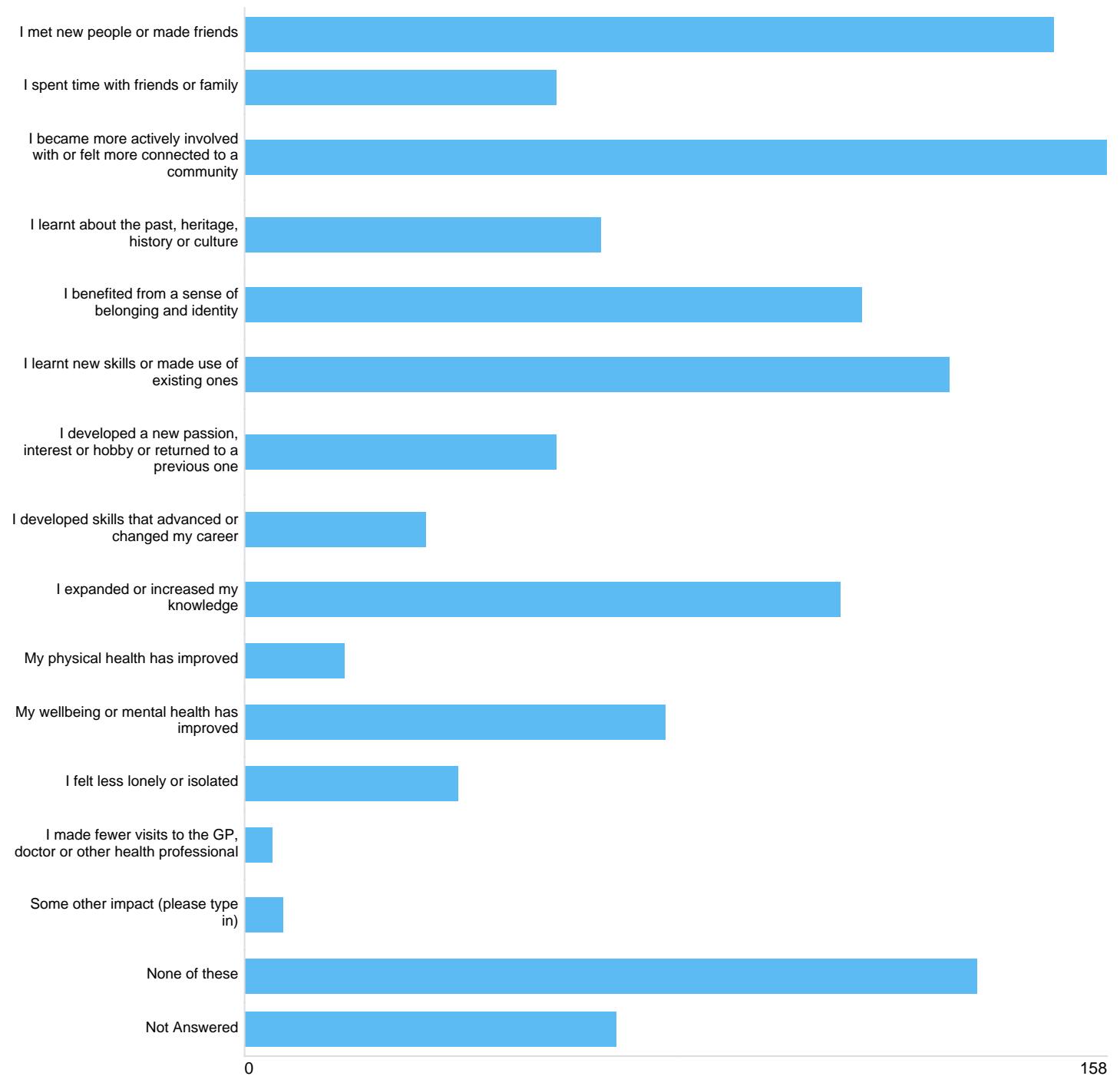
Option	Total	Percent
Yes - But not at present	80	19.56%
Yes - Currently volunteering	105	25.67%
No	221	54.03%
Not Answered	3	0.73%

If yes, what did you do as a volunteer with that organisation?

There were **160** responses to this part of the question.

Question 16: Thinking about when you have volunteered with an arts, cultural or community organisation, what were the main benefits or impacts for you?

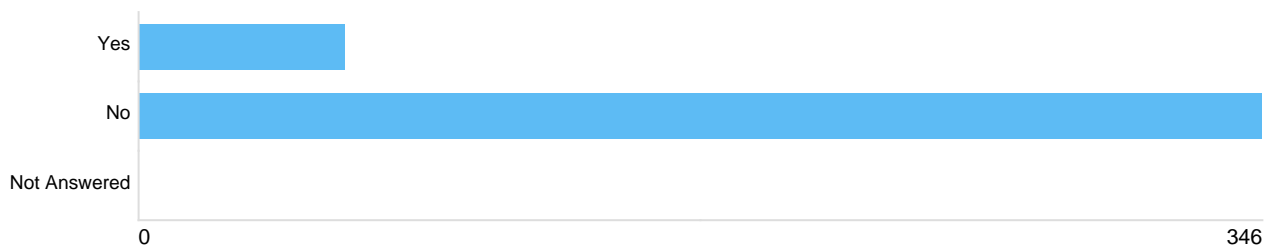
Volunteer Impacts



Option	Total	Percent
I met new people or made friends	148	36.19%
I spent time with friends or family	57	13.94%
I became more actively involved with or felt more connected to a community	158	38.63%
I learnt about the past, heritage, history or culture	65	15.89%
I benefited from a sense of belonging and identity	113	27.63%
I learnt new skills or made use of existing ones	129	31.54%
I developed a new passion, interest or hobby or returned to a previous one	57	13.94%
I developed skills that advanced or changed my career	33	8.07%
I expanded or increased my knowledge	109	26.65%
My physical health has improved	18	4.40%
My wellbeing or mental health has improved	77	18.83%
I felt less lonely or isolated	39	9.54%
I made fewer visits to the GP, doctor or other health professional	5	1.22%
Some other impact (please type in)	7	1.71%
None of these	134	32.76%
Not Answered	68	16.63%

Question 17: Do you have children under-16 years old?

Children



Option	Total	Percent
Yes	63	15.40%
No	346	84.60%
Not Answered	0	0.00%

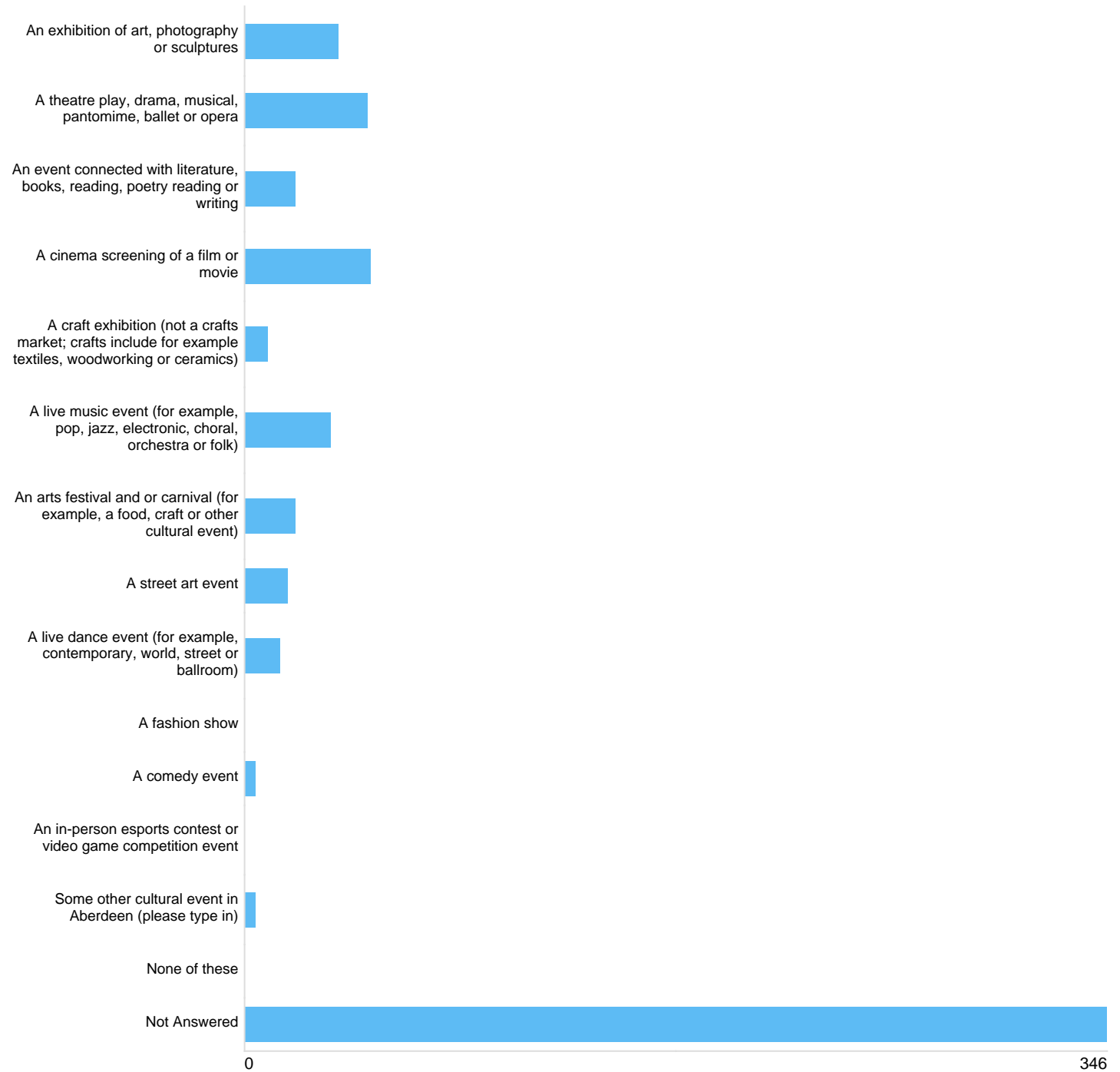
Question 18: Do you have any further comments to add regarding engagement or participation in Culture?

Additional Comments

There were 114 responses to this part of the question.

Question 19: Have your children attended or participated in any of the following in the last 12 months in Aberdeen?

Children Events




Option	Total	Percent
An exhibition of art, photography or sculptures	37	9.05%
A theatre play, drama, musical, pantomime, ballet or opera	49	11.98%
An event connected with literature, books, reading, poetry reading or writing	20	4.89%
A cinema screening of a film or movie	50	12.22%
A craft exhibition (not a crafts market; crafts include for example textiles, woodworking or ceramics)	9	2.20%
A live music event (for example, pop, jazz, electronic, choral, orchestra or folk)	34	8.31%
An arts festival and or carnival (for example, a food, craft or other cultural event)	20	4.89%
A street art event	17	4.16%
A live dance event (for example, contemporary, world, street or ballroom)	14	3.42%
A fashion show	0	0.00%
A comedy event	4	0.98%
An in-person esports contest or video game competition event	0	0.00%
Some other cultural event in Aberdeen (please type in)	4	0.98%
None of these	0	0.00%
Not Answered	346	84.60%

Other - Please Specify

There were 2 responses to this part of the question.

Question 20: How often in the last 12 months have your children attended?

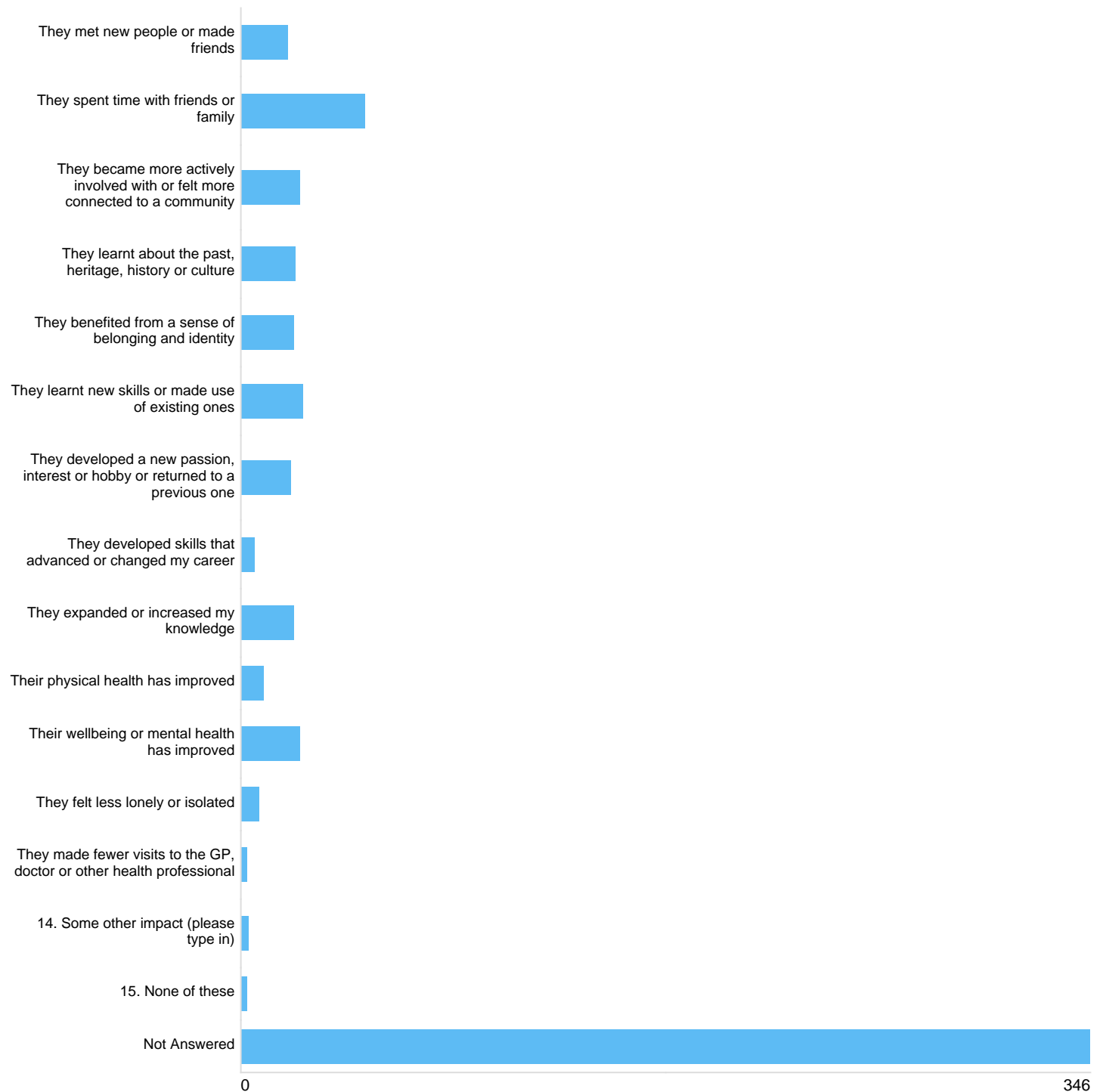
Children Attendance Frequency



Option	Total	Percent
At least once a week	5	1.22%
Less often than once a week but at least once a month	16	3.91%
Less often than once a month but at least 3 or 4 times a year	34	8.31%
Twice in the last 12 months	6	1.47%
Once in the last 12 months	2	0.49%
Not Answered	346	84.60%

Question 21: Thinking about the last event your children attended, what were the main benefits or impacts?

Children Impacts



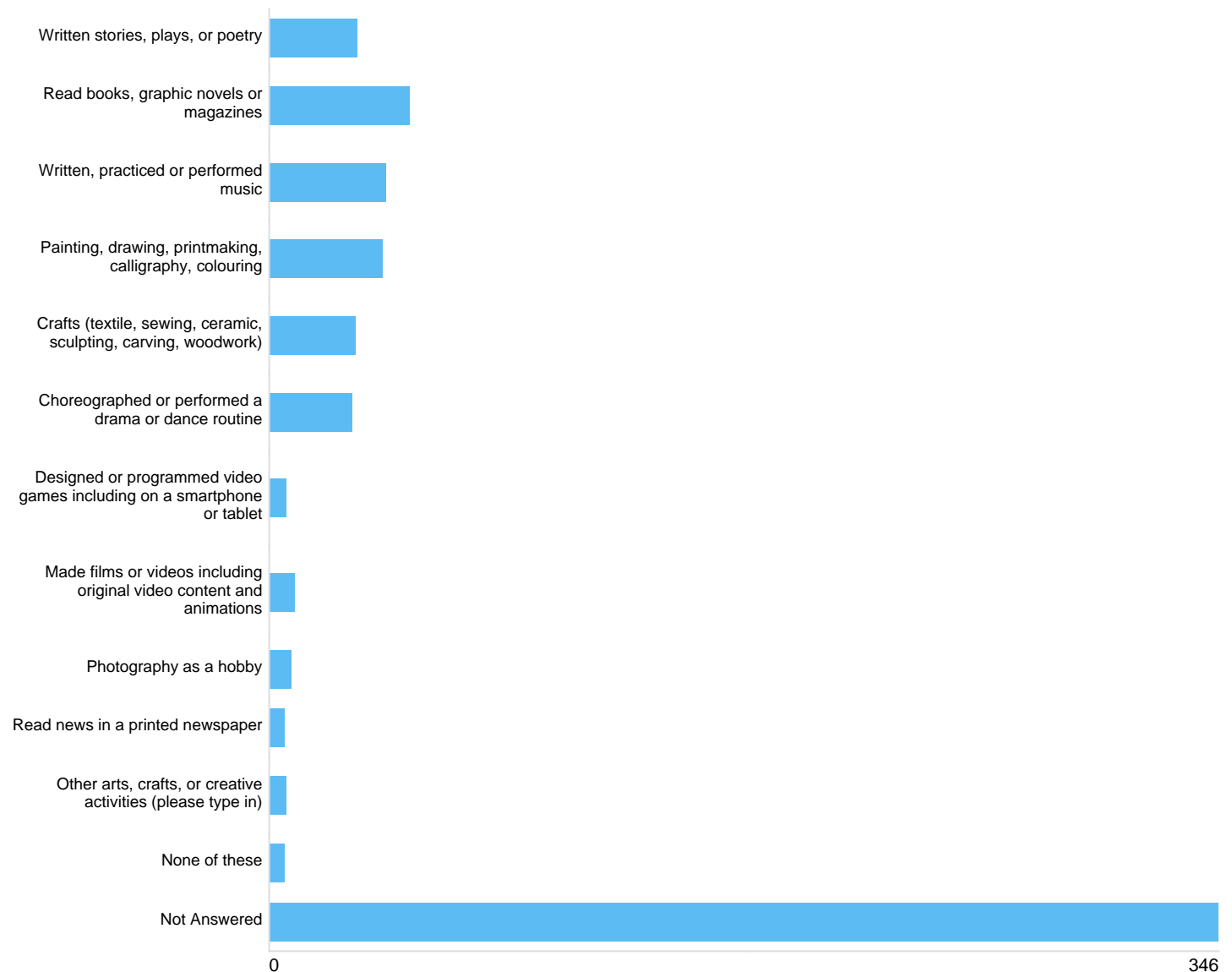
Option	Total	Percent
They met new people or made friends	19	4.65%
They spent time with friends or family	50	12.22%
They became more actively involved with or felt more connected to a community	24	5.87%
They learnt about the past, heritage, history or culture	22	5.38%
They benefited from a sense of belonging and identity	21	5.13%
They learnt new skills or made use of existing ones	25	6.11%
They developed a new passion, interest or hobby or returned to a previous one	20	4.89%
They developed skills that advanced or changed my career	5	1.22%
They expanded or increased my knowledge	21	5.13%
Their physical health has improved	9	2.20%
Their wellbeing or mental health has improved	24	5.87%
They felt less lonely or isolated	7	1.71%
They made fewer visits to the GP, doctor or other health professional	2	0.49%
14. Some other impact (please type in)	3	0.73%
15. None of these	2	0.49%
Not Answered	346	84.60%

Other - Please Specify

There were 5 responses to this part of the question.

Question 22: In the last 12 months, which of these things have your children done in Aberdeen either at home or away from home?

Children Activity




Option	Total	Percent
Written stories, plays, or poetry	32	7.82%
Read books, graphic novels or magazines	51	12.47%
Written, practiced or performed music	42	10.27%
Painting, drawing, printmaking, calligraphy, colouring	41	10.02%
Crafts (textile, sewing, ceramic, sculpting, carving, woodwork)	31	7.58%
Choreographed or performed a drama or dance routine	30	7.33%
Designed or programmed video games including on a smartphone or tablet	6	1.47%
Made films or videos including original video content and animations	9	2.20%
Photography as a hobby	8	1.96%
Read news in a printed newspaper	5	1.22%
Other arts, crafts, or creative activities (please type in)	6	1.47%
None of these	5	1.22%
Not Answered	346	84.60%

Other - Please Specify

There were 5 responses to this part of the question.

Question 23: How often in the last 12 months have your children participated in these activities?

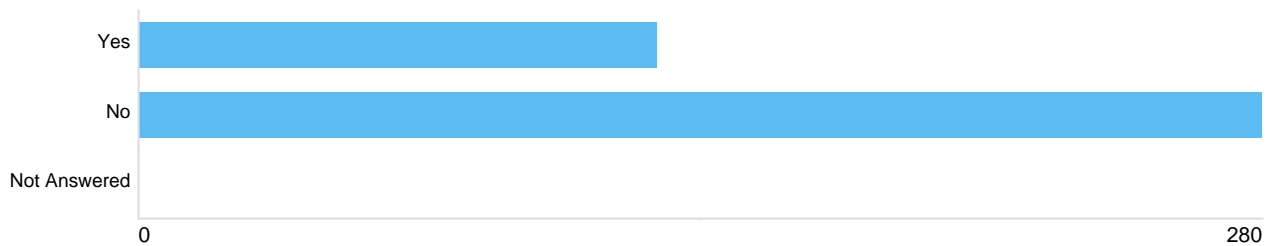
Children activity frequency



Option	Total	Percent
Every day	15	3.67%
Less often than daily but at least once a week	25	6.11%
Less often than once a week but at least once a month	6	1.47%
Less often than once a month but at least 3 or 4 times a year	9	2.20%
Twice in the last 12 months	2	0.49%
Once in the last 12 months	6	1.47%
Not Answered	346	84.60%

Question 24: Would you like to submit information regarding your background for this consultation?

Demographic confirmation



Option	Total	Percent
Yes	129	31.54%
No	280	68.46%
Not Answered	0	0.00%

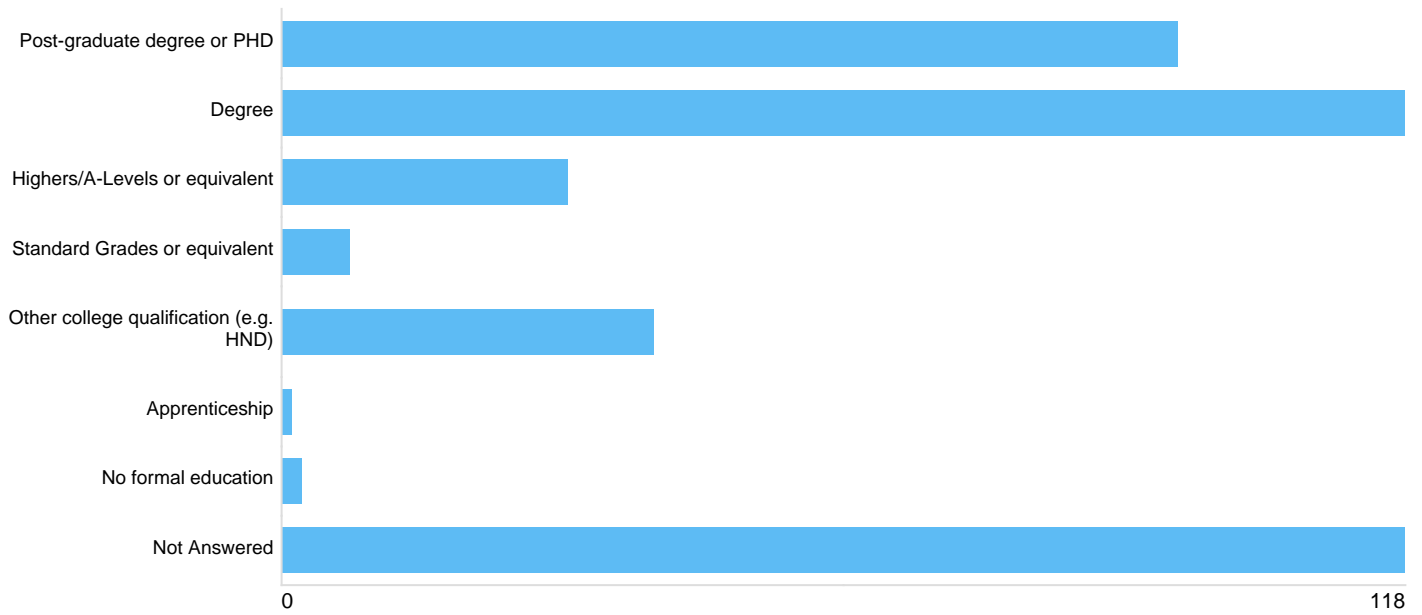
Question 25: What is your date of birth?

Date of Birth

There were **274** responses to this part of the question.

Question 26: What is your highest level of education?

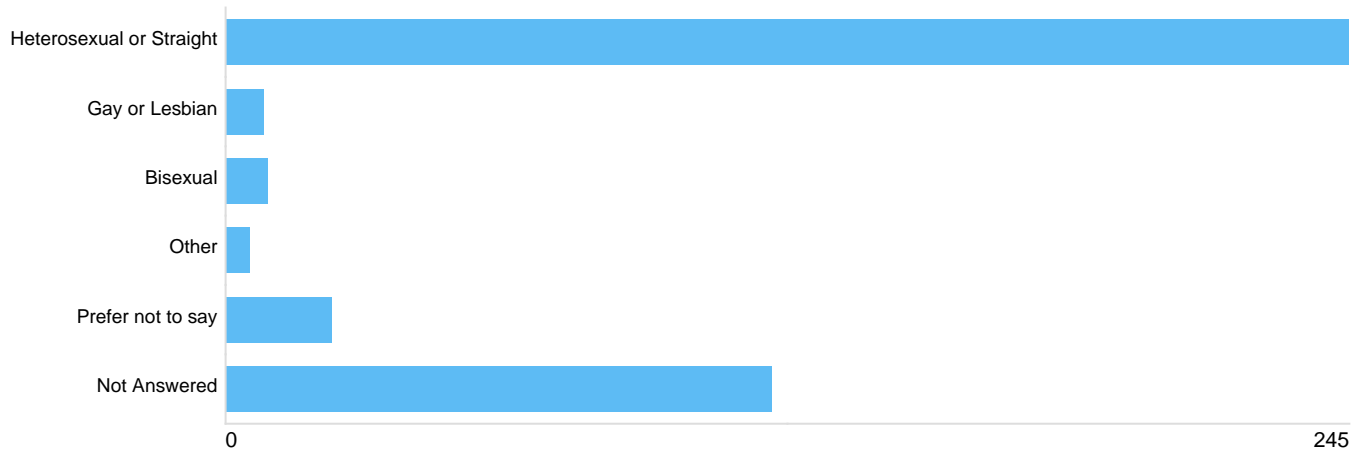
Education



Option	Total	Percent
Post-graduate degree or PHD	94	22.98%
Degree	118	28.85%
Highers/A-Levels or equivalent	30	7.33%
Standard Grades or equivalent	7	1.71%
Other college qualification (e.g. HND)	39	9.54%
Apprenticeship	1	0.24%
No formal education	2	0.49%
Not Answered	118	28.85%

Question 27: What is your sexual orientation?


Sexuality



Option	Total	Percent
Heterosexual or Straight	245	59.90%
Gay or Lesbian	8	1.96%
Bisexual	9	2.20%
Other	5	1.22%
Prefer not to say	23	5.62%
Not Answered	119	29.10%

Question 28: What is your gender?

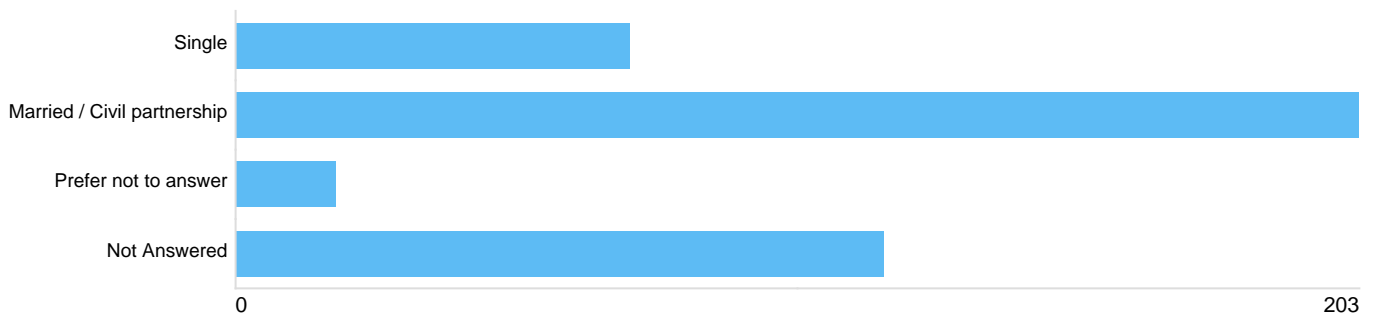
Gender Identity



Option	Total	Percent
Male	118	28.85%
Female	161	39.36%
Non-binary	4	0.98%
Trans Male	0	0.00%
Trans Female	0	0.00%
Other	0	0.00%
Prefer not to say	9	2.20%
Not Answered	117	28.61%

Question 29: What is your marital status?

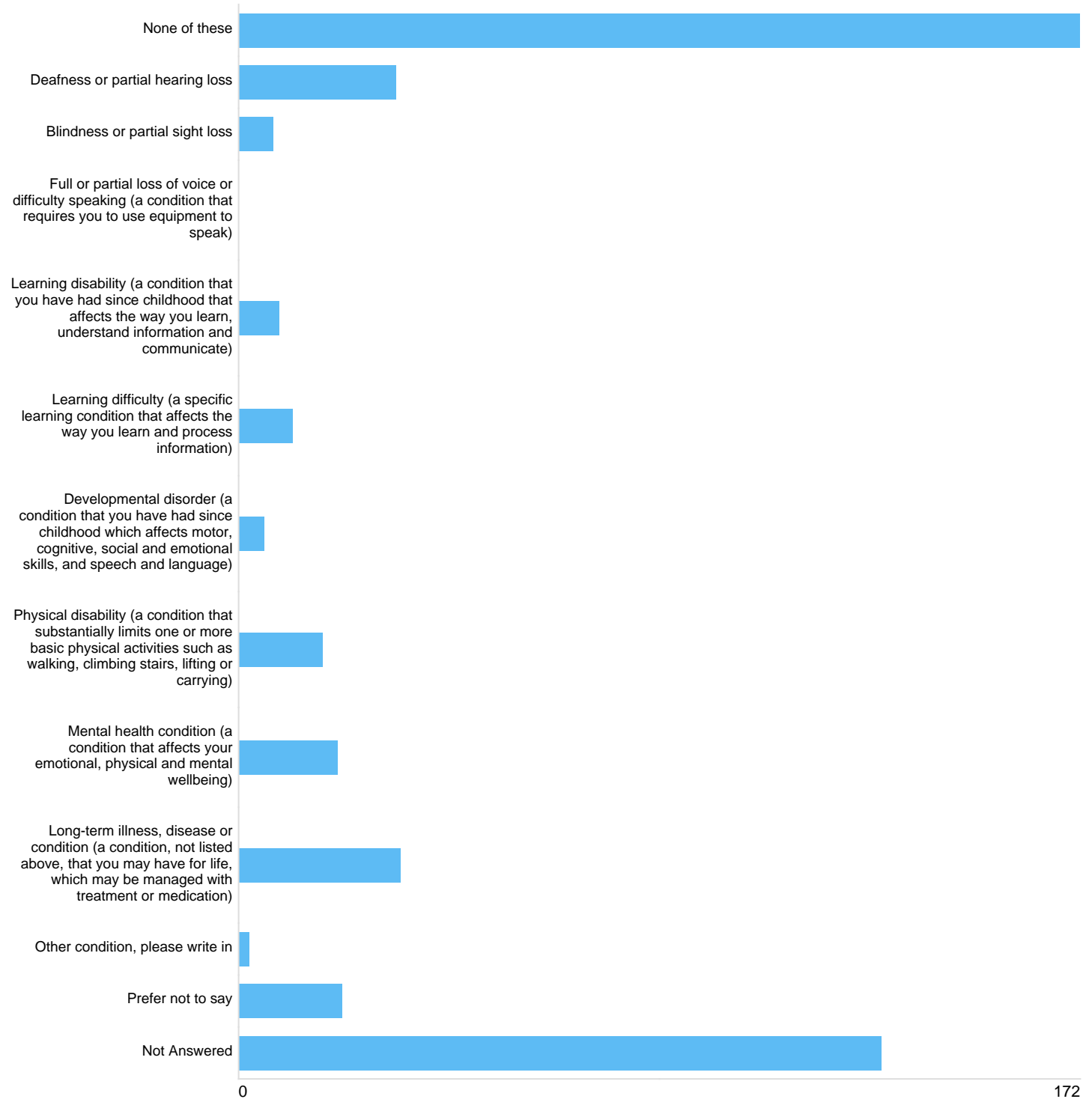
Marital Status



Option	Total	Percent
Single	71	17.36%
Married / Civil partnership	203	49.63%
Prefer not to answer	18	4.40%
Not Answered	117	28.61%

Question 30: Do you have any of the following which have lasted, or are expected to last, at least 12 months?

Disability and accessibility



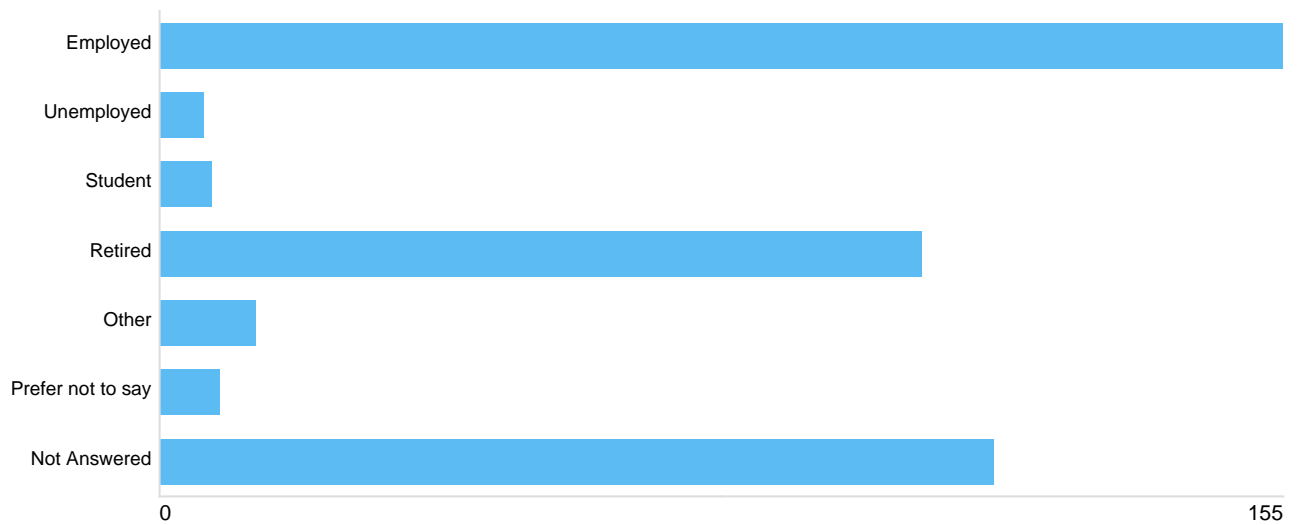
Option	Total	Percent
None of these	172	42.05%
Deafness or partial hearing loss	32	7.82%
Blindness or partial sight loss	7	1.71%
Full or partial loss of voice or difficulty speaking (a condition that requires you to use equipment to speak)	0	0.00%
Learning disability (a condition that you have had since childhood that affects the way you learn, understand information and communicate)	8	1.96%
Learning difficulty (a specific learning condition that affects the way you learn and process information)	11	2.69%
Developmental disorder (a condition that you have had since childhood which affects motor, cognitive, social and emotional skills, and speech and language)	5	1.22%
Physical disability (a condition that substantially limits one or more basic physical activities such as walking, climbing stairs, lifting or carrying)	17	4.16%
Mental health condition (a condition that affects your emotional, physical and mental wellbeing)	20	4.89%
Long-term illness, disease or condition (a condition, not listed above, that you may have for life, which may be managed with treatment or medication)	33	8.07%
Other condition, please write in	2	0.49%
Prefer not to say	21	5.13%
Not Answered	131	32.03%

Other - Please Specify

There were 12 responses to this part of the question.

Question 31: What is your employment status?

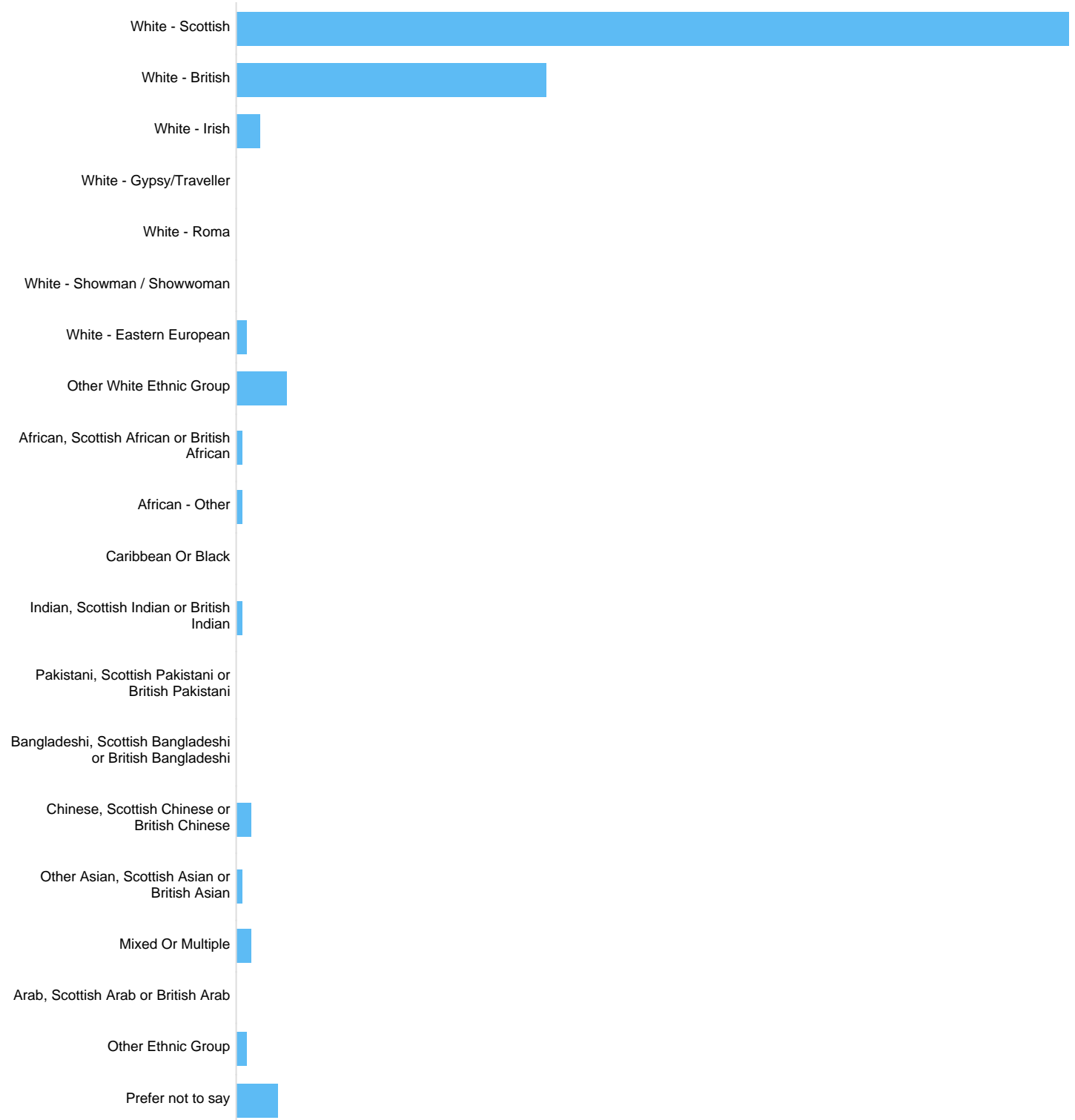
Employment Type



Option	Total	Percent
Employed	155	37.90%
Unemployed	6	1.47%
Student	7	1.71%
Retired	105	25.67%
Other	13	3.18%
Prefer not to say	8	1.96%
Not Answered	115	28.12%

Question 32: What is your ethnic group?

Ethnicity

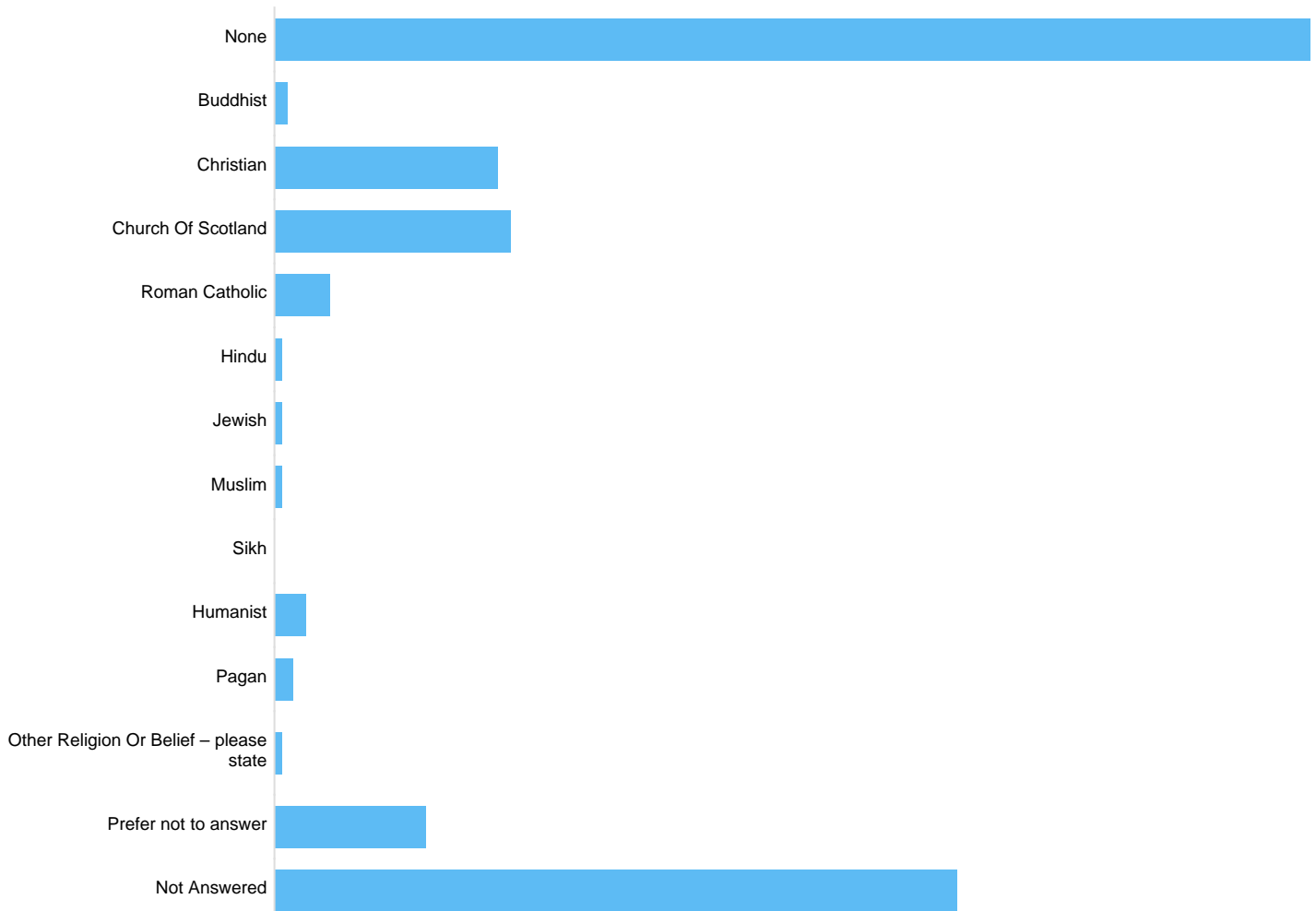




Option	Total	Percent
White - Scottish	186	45.48%
White - British	69	16.87%
White - Irish	5	1.22%
White - Gypsy/Traveller	0	0.00%
White - Roma	0	0.00%
White - Showman / Showwoman	0	0.00%
White - Eastern European	2	0.49%
Other White Ethnic Group	11	2.69%
African, Scottish African or British African	1	0.24%
African - Other	1	0.24%
Caribbean Or Black	0	0.00%
Indian, Scottish Indian or British Indian	1	0.24%
Pakistani, Scottish Pakistani or British Pakistani	0	0.00%
Bangladeshi, Scottish Bangladeshi or British Bangladeshi	0	0.00%
Chinese, Scottish Chinese or British Chinese	3	0.73%
Other Asian, Scottish Asian or British Asian	1	0.24%
Mixed Or Multiple	3	0.73%
Arab, Scottish Arab or British Arab	0	0.00%
Other Ethnic Group	2	0.49%
Prefer not to say	9	2.20%
Prefer to self-identify – please state	2	0.49%
Not Answered	113	27.63%

Question 33: What religion, denomination or body do you belong to?

Religion



Option	Total	Percent
None	172	42.05%
Buddhist	2	0.49%
Christian	37	9.05%
Church Of Scotland	39	9.54%
Roman Catholic	9	2.20%
Hindu	1	0.24%
Jewish	1	0.24%
Muslim	1	0.24%
Sikh	0	0.00%
Humanist	5	1.22%
Pagan	3	0.73%
Other Religion Or Belief – please state	1	0.24%
Prefer not to answer	25	6.11%
Not Answered	113	27.63%